


The HNPCC MASTR Plus is a molecular research assay for the identification of variants in 4 genes (*MLH1*, *MSH2*, *MSH6*, and *PMS2*) and 3' UTR of *EPCAM*, which are associated with hereditary non-polyposis colorectal cancer (HNPCC). This assay is ready to use and offers robust performance with minimum hands-on time. It consists of all the reagents necessary to enable multiplex amplification of 84 amplicons for complete exon coverage of the *MLH1*, *MSH2*, *MSH6*, *PMS2* and 3' UTR of *EPCAM*.



Research application

- For detection of germline variants, SNVs and CNVs, in *MLH1*, *MSH2*, *MSH6*, and *PMS2* and 3' UTR of *EPCAM* in blood-derived DNA.

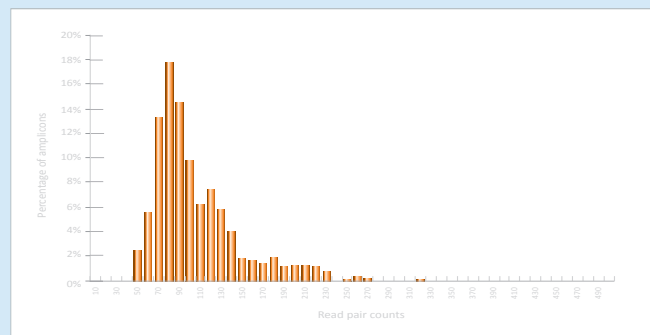
Assay characteristics

Genes	Full coding region of <i>MLH1</i> , <i>MSH2</i> , <i>MSH6</i> , and <i>PMS2</i> and 3' UTR of <i>EPCAM</i>
Genomic region analyzed	20 kb
Number of amplicons	84
Amplicon length	277-443 bp
Number of plexes	5
Designed to be compatible with	MiSeq

Performance Characteristics

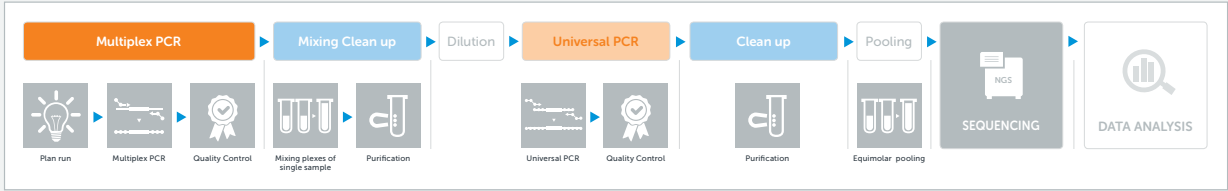
Uniformity of amplification (0.2X mean coverage)	100 %
On target read count	> 95 %
DNA input	as low as 20 ng per plex reaction
Number of samples/run (20 reads/allele):	Illumina MiSeq V2: 670* Illumina MiSeq V3: 1,229*

* only 192 MID combinations available.



Graph presenting the read pair counts for all HNPCC MASTR Plus amplicons, showing their outstanding uniform representation. To allow comparison between samples, the read pair counts were normalized to coverage of 100. The data are based on a 10 samples study, using the Illumina MiSeq™ System.

Workflow



Order information

Cat. No.	Product Name	Reactions
MR-0031.024	HNPCC MASTR Plus	25

MID (Molecular Identifiers) kits are necessary to complete the workflow.

For Research Use Only. Not for use in diagnostic procedures.

© Agilent Technologies, Inc. 2017
 Printed in Belgium, December 31, 2017
 5991-8388ENN
 PR7000-1413